





Fitting Instructions for SRG0030 Radiator Guard
SUZUKI V-STROM (DL) 1000 2014-



In This Kit There Should Be
1x Radiator Guard (SS RAD0030).
2x 4mm Cable ties
2x 100mm Lengths of self-adhesive Foam.



PICTURE 1



PICTURE 2



PICTURE 3



PICTURE 4

R&G Racing



TOOLS REQUIRED

- 8 and 10mm Spanners or sockets and wrench.
 - Cable cutters.

Page | 2

FITTING INSTRUCTIONS

- To fit the radiator guard to the bike cut the foam strip provided into 10mm wide pieces and stick them to the back of the radiator guard frame, so that they sit between the radiator guard and the radiator.
- Remove the three bolts arrowed in picture 1, 2 and 3.
- Offer the radiator guard into position as shown in the top picture.
- Secure the radiator guard into position using the three original bolts as original
- At the bottom left hand side (as you sit on the motorcycle) of the radiator guard, one of the cable ties needs to be feed though the hole in the lower corner of the radiator guard (as arrowed in picture 4), and then looped through the edge of the radiator matrix before being tightened.
- With the cable tie correctly fitted and the radiator guard positioned correctly, the mounting bolts can be tightened along with the cable tie (and trimmed).

Digital copies of these instructions are available to download from www.rg-racing.com

ISSUE 1 04/06/2014 (NSY)

CONSUMER NOTICE

The catalogue description and any exhibition of samples are only broad indications of the Products and R&G may make design changes which do not diminish their performance or visual appeal and supplying them in such state shall conform to the order. The Buyer acknowledges no representation or warranty (other than as to title) has been given or will apply to the Products other than those in R&G's order or confirmation and the Buyer confirms it has chosen the Products as being of merchantable quality and suitable for its particular purposes. Where R&G fits the Products or undertakes other services it shall exercise reasonable skill and care and rectify any fault free of charge unless the workmanship has been disturbed. The Buyer is responsible for ensuring that the warranty on the motorcycle is not affected by the fitting of the Products. On return of any defective Products R&G shall at its option either supply a replacement or refund the purchase money but shall not be liable if the Products have been modified or used or maintained otherwise than in accordance with R&G's or manufacturer's instructions and good engineering practice or if the defect arises from accident or neglect.

Other than identified above and subject to R&G not limiting its liability for causing death and personal injury, it shall not be liable for indirect or consequential loss and otherwise its liability shall be limited to the amounts paid by the Buyer for the Products or the fitting or service concerned. These terms do not affect the Buyer's statutory rights.

R&G RACING RETURNS POLICY (NON-FAULTY GOODS)

Returns must be pre-authorized (if not pre-authorized the return will be rejected). Goods may only be returned direct to us if they were purchased direct from us (customer must prove if necessary). Otherwise to be returned to original vendor. Goods must be in re-sellable condition, in the opinion of R&G Racing. All returns are subject to a 25% restocking and handling fee (25% of the gross value exc. P&P – at the prevailing price at time of purchase). The customer must pay any and all carriage charges. No returns of discontinued products, unless within 14 days of purchase. This policy does not affect your statutory rights and does not refer to faulty goods.

R&G Racing


Unit 1 Shelleys Lane, East Worldham, Alton, Hants GU34 3AQ

Tel: +44 (0)1420 89007 Fax: +44 (0)1420 87301 www.rg-racing.com Email: info@rg-racing.com



**INSTRUCTIONS DE MONTAGE POUR SRG0029 Grille de protection radiateur
SUZUKI V-STROM (DL) 1000 2014-**

Page | 3



Le kit doit contenir :

1x Grille de protection radiateur (SS RAD0030).

2x 4mm colliers de serrage

2x 100mm Bandeaux autocollants




PHOTO 1




PHOTO 2



PHOTO 3



PHOTO 4

R&G Racing

Unit 1 Shelleys Lane, East Worldham, Alton, Hants GU34 3AQ

Tel: +44 (0)1420 89007 Fax: +44 (0)1420 87301 www.rg-racing.com Email: info@rg-racing.com



OUTILS REQUIS

- Clés à molette ou clés à douille 8 and 10mm.
 - Pince coupante.

Page | 4

Instructions de montage:

- Couper la mousse autocollante en bandeaux de 10mm de large et collez-les au bas du cadre de support protection radiateur, de façon à ce qu'ils se retrouvent entre la grille de protection et le radiateur.
- Mettre la grille de protection radiateur en position (photo du haut).
- Fixer la grille en place à l'aide des 3 boulons d'origine.
- En bas à gauche (lorsque vous êtes assis sur la moto) de la grille de protection radiateur, vous devez placer l'un des colliers de serrage fournis à travers le trou dans le coin inférieur de la grille de protection radiateur (comme sur la photo 4), puis encerclez là à travers le bord du radiateur avant de serrer.
- Une fois les colliers de serrage correctement installés et la grille de protection radiateur positionnée correctement, les boulons de fixation peuvent être serrés avec les colliers de serrage.

Ces instructions sont disponibles au téléchargement sur www.rg-racing.com

ISSUE 1 04/06/2014 (NSY)

CONSUMER NOTICE

The catalogue description and any exhibition of samples are only broad indications of the Products and R&G may make design changes which do not diminish their performance or visual appeal and supplying them in such state shall conform to the order. The Buyer acknowledges no representation or warranty (other than as to title) has been given or will apply to the Products other than those in R&G's order or confirmation and the Buyer confirms it has chosen the Products as being of merchantable quality and suitable for its particular purposes. Where R&G fits the Products or undertakes other services it shall exercise reasonable skill and care and rectify any fault free of charge unless the workmanship has been disturbed. The Buyer is responsible for ensuring that the warranty on the motorcycle is not affected by the fitting of the Products. On return of any defective Products R&G shall at its option either supply a replacement or refund the purchase money but shall not be liable if the Products have been modified or used or maintained otherwise than in accordance with R&G's or manufacturer's instructions and good engineering practice or if the defect arises from accident or neglect.

Other than identified above and subject to R&G not limiting its liability for causing death and personal injury, it shall not be liable for indirect or consequential loss and otherwise its liability shall be limited to the amounts paid by the Buyer for the Products or the fitting or service concerned. These terms do not affect the Buyer's statutory rights.

R&G RACING RETURNS POLICY (NON-FAULTY GOODS)

Returns must be pre-authorized (if not pre-authorized the return will be rejected). Goods may only be returned direct to us if they were purchased direct from us (customer must prove if necessary). Otherwise to be returned to original vendor. Goods must be in re-sellable condition, in the opinion of R&G Racing. All returns are subject to a 25% restocking and handling fee (25% of the gross value exc. P&P – at the prevailing price at time of purchase). The customer must pay any and all carriage charges. No returns of discontinued products, unless within 14 days of purchase. This policy does not affect your statutory rights and does not refer to faulty goods.

R&G Racing

Unit 1 Shelleys Lane, East Worldham, Alton, Hants GU34 3AQ

Tel: +44 (0)1420 89007 Fax: +44 (0)1420 87301 www.rg-racing.com Email: info@rg-racing.com