



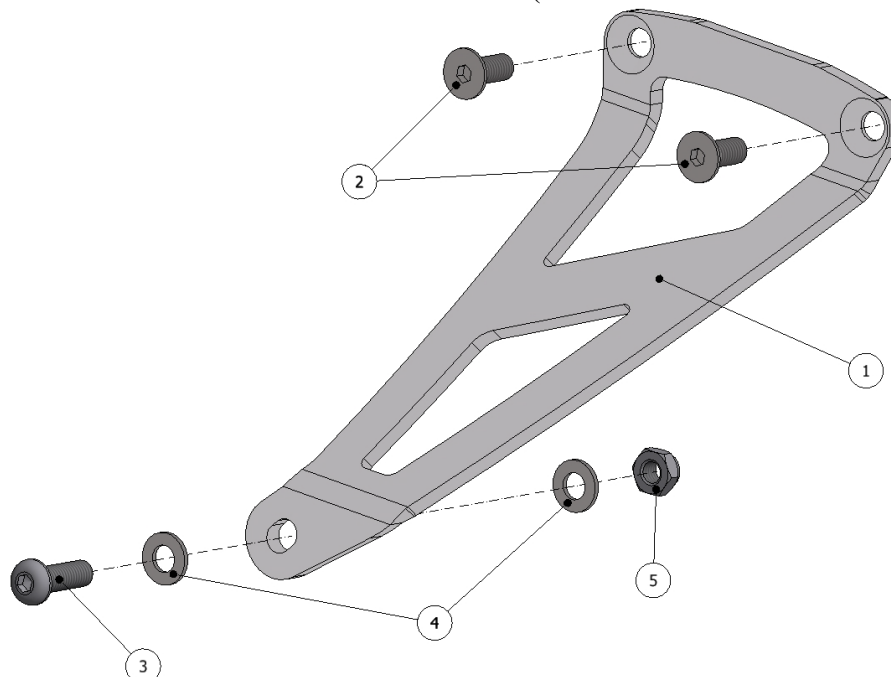
FITTING INSTRUCTIONS FOR EH0077BK EXHAUST HANGER
SUZUKI GSX-R1000 '17-



THIS KIT CONTAINS THE ITEMS PICTURED AND LABELLED BELOW.
DO NOT PROCEED UNTIL YOU ARE SURE ALL PARTS ARE PRESENT.

Please note that the way the kit is packed does not necessarily represent the way of mounting to the bike.

THE PARTS SHOWN MAY BE REPRESENTATIVE ONLY (FOR CLARITY OF INSTRUCTIONS ONLY)



Racing Technique Ltd T/A R&G
Unit 1, Shelley's Lane, East Worldham, Alton, Hampshire, GU34 3AQ
Tel: +44 (0)1420 89007 Fax: +44 (0)1420 87301 www.rg-racing.com Email: info@rg-racing.com



LEGEND

ITEM 1 = M8 x 20mm LONG COUNTERSUNK BOLTS (x2).

ITEM 2 = EXHAUST HANGER (HB0077) (x1).

ITEM 3 = M8 x 25mm LONG BUTTON HEAD BOLT (x1).


ITEM 4 = M8 WASHER (x2).

ITEM 5 = M8 NYLOC NUT (x1).


TOOLS REQUIRED

- Set of metric Allen keys to include 5 & 6mm A/F sizes.
- Socket set to include 12 & 13mm socket & wrench.

Please note that in cases where kits are packed with rubber washers holding the components onto the bolt – *the rubber washers should be thrown away!*



Picture 1



Picture 2

FITTING INSTRUCTIONS

- To fit the R&G Exhaust Hanger, the OEM pillion footrest mounting bracket needs to be removed.
- To do this, remove the two mounting bolts at the top of the pillion footrest mounting bracket, as arrowed in picture 1.
- Remove the exhaust mounting nut and bolt and then remove the OEM pillion footrest mount from the bike.
- Take the R&G Exhaust Hanger and fit the two M8 x 20mm long countersunk bolts (item 1) through the two top mounts of the exhaust hanger and tighten into the threaded bosses on the subframe.
- With the exhaust hanger on the bike, ensure the lower part of the exhaust hanger is on the inside of the exhaust mounting bracket, and fit the M8 x 25mm long button head bolt and one M8 washer through the exhaust bracket and then through the exhaust hanger mounting hole, before fitting the M8 washer and M8 nyloc nut onto the exposed thread of the bolt and loosely tighten, as shown in picture 2.
- Ensure the exhaust hanger is correctly fitted before tightening all three bolts.
- Please ensure when the motorcycle is being used that no parts are in such a position that they may collide/damage other bike parts (this is particularly important if using after-market cans or exhaust systems).



Please note that it is your responsibility to ensure that no part of the exhaust hanger or exhaust assembly fouls or comes into contact with other parts of the machine. Do not ride the motorcycle until this aspect has been verified and you have compressed the rear suspension (if appropriate to the design of the motorcycle) to test this thoroughly.

ISSUE 1 08/06/2017 (AR)

CONSUMER NOTICE

The catalogue description and any exhibition of samples are only broad indications of the Products and R&G may make design changes which do not diminish their performance or visual appeal and supplying them in such state shall conform to the order. The Buyer acknowledges no representation or warranty (other than as to title) has been given or will apply to the Products other than those in R&G's order or confirmation and the Buyer confirms it has chosen the Products as being of merchantable quality and suitable for its particular purposes. Where R&G fits the Products or undertakes other services it shall exercise reasonable skill and care and rectify any fault free of charge unless the workmanship has been disturbed. The Buyer is responsible for ensuring that the warranty on the motorcycle is not affected by the fitting of the Products. On return of any defective Products R&G shall at its option either supply a replacement or refund the purchase money but shall not be liable if the Products have been modified or used or maintained otherwise than in accordance with R&G's or manufacturer's instructions and good engineering practice or if the defect arises from accident or neglect. Other than identified above and subject to R&G not limiting its liability for causing death and personal injury, it shall not be liable for indirect or consequential loss and otherwise its liability shall be limited to the amounts paid by the Buyer for the Products or the fitting or service concerned. These terms do not affect the Buyer's statutory rights.

R&G RACING RETURNS POLICY (NON-FAULTY GOODS)

Returns must be pre-authorised (if not pre-authorised the return will be rejected). Goods may only be returned direct to us if they were purchased direct from us (customer must prove if necessary). Otherwise to be returned to original vendor. Goods must be in re-sellable condition, in the opinion of R&G Racing. All returns are subject to a 25% restocking and handling fee (25% of the gross value exc. P&P – at the prevailing price at time of purchase). The customer must pay any and all carriage charges. No returns of discontinued products, unless within 14 days of purchase. This policy does not affect your statutory rights and does not refer to faulty goods.



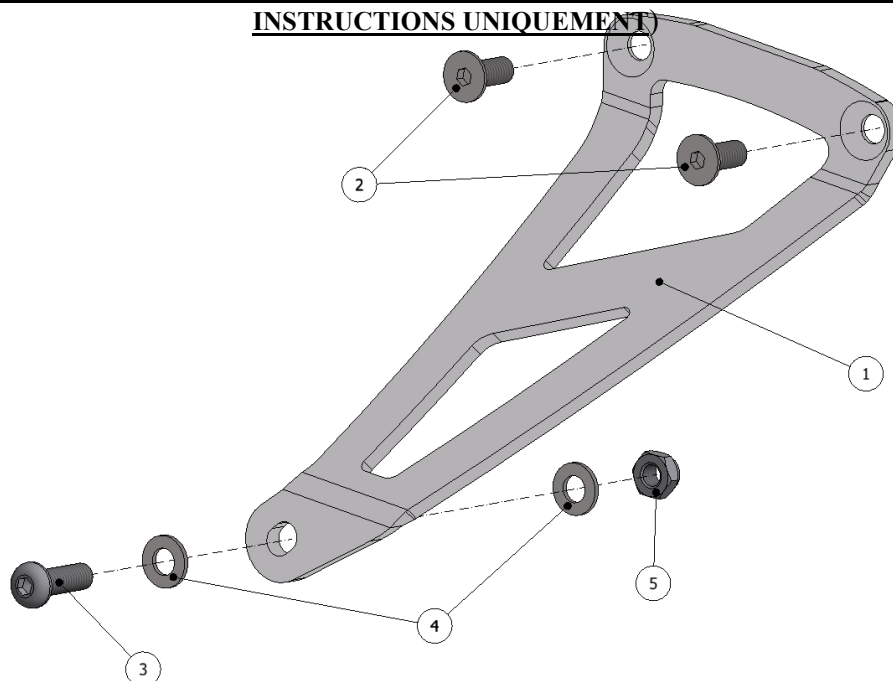
NOTICE DE MONTAGE POUR EH0077BK SUPPORT POT D'ÉCHAPPEMENT
SUZUKI GSX-R1000 '17-



Le kit contient les articles exposés ci-dessous, vérifier que toutes les pièces soient présentes avant de procéder au montage.

La façon dont le kit est emballé ne correspond pas forcément à la façon de monter les pièces sur la moto.

LES PARTIES PRESENTÉES PEUVENT ÊTRE UNIQUEMENT REPRESENTATIVES (POUR LA CLARTE DES INSTRUCTIONS UNIQUEMENT)



Racing Technique Ltd T/A R&G
Unit 1, Shelley's Lane, East Worldham, Alton, Hampshire, GU34 3AQ
Tel: +44 (0)1420 89007 Fax: +44 (0)1420 87301 www.rg-racing.com Email: info@rg-racing.com



LEGENDE

- ARTICLE 1 = M8 x 20mm BOULONS (x2).
- ARTICLE 2 = SUPPORT POT D'ÉCHAPPEMENT (HB0077) (x1).
- ARTICLE 3 = M8 x 25mm BOULON (x1).
- ARTICLE 4 = M8 RONDELLE (x2).
- ARTICLE 5 = M8 ECROU (x1).

OUTILS REQUIS

- Clés Allen 5 & 6mm
- Clé à cliquet + douilles 12 & 13mm.

Notez que si les kits sont emballés avec des rondelles en caoutchouc servant à tenir les composants, *ces rondelles doivent être jetées !*




Photo 1




Photo 2

NOTICE DE MONTAGE

- Pour monter le support pot d'échappement R&G, le support de fixation de repose pied passager d'origine doit être enlevé.
- Pour cela, enlever les 2 boulons de fixation sur le haut du support de fixation de repose pied passager, voir photo 1.
- Enlever l'écrou de fixation d'échappement et le boulon puis enlever le support repose pied passage d'origine de la moto.
- Prendre le support d'échappement R&G et insérer les 2 boulons M8 x 20mm (article 1) dans les 2 supports supérieurs du support pot d'échappement puis serrer dans les trous filetés du sous-cadre.
- Une fois le support pot d'échappement en place sur la moto, vérifier que la partie basse du support de pot d'échappement se situe à l'intérieur du support de fixation de pot d'échappement, puis insérer un boulon M8 x 25mm et une rondelle M8 dans le support de pot d'échappement puis dans le trou de fixation du support de pot d'échappement, avant d'insérer une rondelle M8 et un écrou M8 sur le filetage exposé du boulon puis serrer, voir photo 2.
- Veiller à ce que le support de pot d'échappement soit correctement monté, avant de serrer les 3 boulons.
- Veiller à ce qu'aucune partie de la moto ne puisse heurter d'autres parties de la moto lors de l'usage de la moto. (Cela est particulièrement important si le pot d'échappement n'est pas d'origine).

Racing Technique Ltd T/A R&G
Unit 1, Shelley's Lane, East Worldham, Alton, Hampshire, GU34 3AQ
Tel: +44 (0)1420 89007 Fax: +44 (0)1420 87301 www.rg-racing.com Email: info@rg-racing.com



Il est de votre responsabilité de veiller à ce qu'aucune partie du support de pot d'échappement ne puisse entrer en contact avec d'autres parties de la moto. Ne pas utiliser la moto tant que ce point n'a pas été vérifié, en ayant compresser l'amortisseur arrière (si le design de la moto le permet).

ISSUE 1 08/06/2017 (AR)

CONSUMER NOTICE


The catalogue description and any exhibition of samples are only broad indications of the Products and R&G may make design changes which do not diminish their performance or visual appeal and supplying them in such state shall conform to the order. The Buyer acknowledges no representation or warranty (other than as to title) has been given or will apply to the Products other than those in R&G's order or confirmation and the Buyer confirms it has chosen the Products as being of merchantable quality and suitable for its particular purposes. Where R&G fits the Products or undertakes other services it shall exercise reasonable skill and care and rectify any fault free of charge unless the workmanship has been disturbed. The Buyer is responsible for ensuring that the warranty on the motorcycle is not affected by the fitting of the Products. On return of any defective Products R&G shall at its option either supply a replacement or refund the purchase money but shall not be liable if the Products have been modified or used or maintained otherwise than in accordance with R&G's or manufacturer's instructions and good engineering practice or if the defect arises from accident or neglect. Other than identified above and subject to R&G not limiting its liability for causing death and personal injury, it shall not be liable for indirect or consequential loss and otherwise its liability shall be limited to the amounts paid by the Buyer for the Products or the fitting or service concerned. These terms do not affect the Buyer's statutory rights.

R&G RACING RETURNS POLICY (NON-FAULTY GOODS)

Returns must be pre-authorised (if not pre-authorised the return will be rejected). Goods may only be returned direct to us if they were purchased direct from us (customer must prove if necessary). Otherwise to be returned to original vendor. Goods must be in re-sellable condition, in the opinion of R&G Racing. All returns are subject to a 25% restocking and handling fee (25% of the gross value exc. P&P – at the prevailing price at time of purchase). The customer must pay any and all carriage charges. No returns of discontinued products, unless within 14 days of purchase. This policy does not affect your statutory rights and does not refer to faulty goods.



FITTING INSTRUCTIONS FOR BLP0026BK REAR FOOTREST BLANKING
PLATE
KAWASAKI NINJA 300 2013



Please note that the way the kit is packed does not necessarily represent the way of mounting to the bike

THE PARTS SHOWN MAY BE REPRESENTATIVE ONLY (FOR CLARITY OF INSTRUCTIONS ONLY)

Please note that in cases where kits are packed with rubber washers holding the components onto the bolt –
the rubber washers should be thrown away!

TOOLS REQUIRED

- 4, 5 & 6mm A/F Allen key.

FITTING INSTRUCTIONS

- Remove rear footrest from left side of the bike.
- Fit the two counter-sunk head bolts through the holes in the blanking plate.
- Offer assembly up to bike and engage both bolts as shown in top picture.
- Tighten evenly.

ISSUE 1 21/11/2012 (AR)

CONSUMER NOTICE

The catalogue description and any exhibition of samples are only broad indications of the Products and R&G may make design changes which do not diminish their performance or visual appeal and supplying them in such state shall conform to the order. The Buyer acknowledges no representation or warranty (other than as to title) has been given or will apply to the Products other than those in R&G's order or confirmation and the Buyer confirms it has chosen the Products as being of merchantable quality and suitable for its particular purposes. Where R&G fits the Products or undertakes other services it shall exercise reasonable skill and care and rectify any fault free of charge unless the workmanship has been disturbed. The Buyer is responsible for ensuring that the warranty on the motorcycle is not affected by the fitting of the Products. On return of any defective Products R&G shall at its option either supply a replacement or refund the purchase money but shall not be liable if the Products have been modified or used or maintained otherwise than in accordance with R&G's or manufacturer's instructions and good engineering practice or if the defect arises from accident or neglect. Other than identified above and subject to R&G not limiting its liability for causing death and personal injury, it shall not be

Racing Technique Ltd T/A R&G

Unit 1, Shelley's Lane, East Worldham, Alton, Hampshire, GU34 3AQ

Tel: +44 (0)1420 89007 Fax: +44 (0)1420 87301 www.rg-racing.com Email: info@rg-racing.com




liable for indirect or consequential loss and otherwise its liability shall be limited to the amounts paid by the Buyer for the Products or the fitting or service concerned. These terms do not affect the Buyer's statutory rights.

R&G RACING RETURNS POLICY (NON-FAULTY GOODS)

Returns must be pre-authorised (if not pre-authorised the return will be rejected). Goods may only be returned direct to us if they were purchased direct from us (customer must prove if necessary). Otherwise to be returned to original vendor. Goods must be in resellable condition, in the opinion of R&G Racing. All returns are subject to a 25% restocking and handling fee (25% of the gross value exc. P&P – at the prevailing price at time of purchase). The customer must pay any and all carriage charges. No returns of discontinued products, unless within 14 days of purchase. This policy does not affect your statutory rights and does not refer to faulty goods.



Instructions de montage pour BLP0026BK Plaque de protection repose pied arrière
KAWASAKI NINJA 300 2013



LA FAÇON DONT LE KIT EST EMBALLE NE CORRESPOND PAS FORCEMENT A LA FAÇON DE MONTER LES PIECES SUR LA MOTO.

LES PIECES PRESENTEES PEUVENT N'ETRE QUE REPRESENTATIVES, AFIN DE FACILITER ET CLARIFIER LES INSTRUCTIONS DE MONTAGE.

NOTEZ QUE SI LES KITS SONT EMBALLES AVEC DES RONDELLES EN CAOUTCHOUC SERVANT A TENIR LES COMPOSANTS, CES RONDELLES DOIVENT ETRE JETEEES.

Outils requis

- Clé Allen 4, 5 et 6mm

Instructions de montage:

- Enlever le repose pied du coté gauche de la moto.
- Passer les 2 boulons à tête fraisée à travers les trous dans la plaque de montage.
- Monter l'ensemble sur la moto et engager les 2 boulons (photo du haut).
- Serrer de façon égale.
-

ISSUE 1 21/11/2012 (AR)

CONSUMER NOTICE

The catalogue description and any exhibition of samples are only broad indications of the Products and R&G may make design changes which do not diminish their performance or visual appeal and supplying them in such state shall conform to the order. The Buyer acknowledges no representation or warranty (other than as to title) has been given or will apply to the Products other than those in R&G's order or confirmation and the Buyer confirms it has chosen the Products as being of merchantable quality and suitable for its particular purposes. Where R&G fits the Products or undertakes other services it shall exercise reasonable skill and care and rectify any fault free of charge unless the workmanship has been disturbed. The Buyer is responsible for ensuring that the warranty on the motorcycle is not affected by the fitting of the Products. On return of any defective Products R&G shall at its option either supply a replacement or refund the purchase money but shall not be liable if the Products have been modified or used or maintained otherwise

Racing Technique Ltd T/A R&G

Unit 1, Shelley's Lane, East Worldham, Alton, Hampshire, GU34 3AQ

Tel: +44 (0)1420 89007 Fax: +44 (0)1420 87301 www.rg-racing.com Email: info@rg-racing.com



than in accordance with R&G's or manufacturer's instructions and good engineering practice or if the defect arises from accident or neglect. Other than identified above and subject to R&G not limiting its liability for causing death and personal injury, it shall not be liable for indirect or consequential loss and otherwise its liability shall be limited to the amounts paid by the Buyer for the Products or the fitting or service concerned. These terms do not affect the Buyer's statutory rights.

R&G RACING RETURNS POLICY (NON-FAULTY GOODS)

Returns must be pre-authorised (if not pre-authorised the return will be rejected). Goods may only be returned direct to us if they were purchased direct from us (customer must prove if necessary). Otherwise to be returned to original vendor. Goods must be in resellable condition, in the opinion of R&G Racing. All returns are subject to a 25% restocking and handling fee (25% of the gross value exc. P&P – at the prevailing price at time of purchase). The customer must pay any and all carriage charges. No returns of discontinued products, unless within 14 days of purchase. This policy does not affect your statutory rights and does not refer to faulty goods.