




**FITTING INSTRUCTIONS FOR ECC0327R**  
**LHS PULSE CASE COVER**  
**TRIUMPH: TRIDENT 660 2021- & TIGER 660 2022-**



**THIS KIT CONTAINS THE ITEMS PICTURED AND LABELLED OVER PAGE.**

SOME PARTS MAY BE SHOWN FOR CLARITY OF INSTRUCTIONS ONLY.

DO NOT PROCEED UNTIL YOU ARE SURE ALL PARTS ARE PRESENT.

**PLEASE READ ALL INSTRUCTIONS BEFORE PROCEEDING.**

**IF IN ANY DOUBT WHEN FITTING OUR PRODUCTS, CONSULT ONE OF OUR DEALERS  
OR HAVE FITTED BY A QUALIFIED TECHNICIAN.**

PLEASE NOTE THAT THE WAY THE KIT IS PACKED DOES NOT NECESSARILY REPRESENT THE WAY OF  
MOUNTING TO THE BIKE.

IN THE EVENT OF RUBBER WASHERS BEING USED TO HOLD COMPONENTS ONTO BOLTS,  
THESE RUBBER WASHERS CAN BE THROWN AWAY.

**DIGITAL COPIES OF THESE INSTRUCTIONS ARE AVAILABLE FROM:**

[WWW.RG-RACING.COM](http://WWW.RG-RACING.COM)

R&G Racing  
Unit 1, Shelley's Lane, East Worldham, Alton, Hampshire, GU34 3AQ  
Tel: +44 (0)1420 89007 Fax: +44 (0)1420 87301 [www.rg-racing.com](http://www.rg-racing.com) Email: [info@rg-racing.com](mailto:info@rg-racing.com)




<u>TOOLS REQUIRED</u>	<u>GENERAL TORQUE SETTINGS</u>
<ul style="list-style-type: none"> <li>• Set of allen keys to include 3mm, 4mm &amp; 5mm</li> <li>• 8mm &amp; 10mm spanner or socket</li> </ul>	<p>M4 BOLT = 8Nm                      M5 BOLT = 12Nm                      M6 BOLT = 15Nm                      M8 BOLT = 20Nm                      M10 BOLT = 40Nm                      M12 BOLT = 40Nm</p>

**LEGEND**

ITEM NO.	DESCRIPTION	QTY
ITEM 1	ECC0327R ENGINE CASE COVER INCLUDING FITTED SPACERS	1
ITEM 2	M6 x 1.00 x 35mm CAP HEAD BOLT	3

**FITTING DIAGRAM 1**





### **FITTING INSTRUCTIONS**

Please make sure the engine is cold before fitting the R&G Engine Case Cover.

- To fit the R&G engine case cover remove the 3 x M6 engine case bolts circled in the **Fitting Diagram 1** on Page 2, using an 8mm socket.
- Hold the Engine Case Cover loosely over the case to help identify the correct bolts to remove if necessary.

DO NOT REMOVE ALL OF THE ENGINE CASE BOLTS.

- Ensure the pre-fitted threaded spacers in the casing are hand tight against the inside of the **ECC0327R** Engine Case Cover (**Item 1**).
- Offer up the R&G cover to the engine and carefully fit it over the casing. Ensure that the three bolt holes on the cover are lined up with the holes in the engine casing, and then push it on until it seats up against the engine case.
- Fit the 3x supplied M6 cap head Bolts (**Item 2**) according to **Fitting Diagram 2** (Page 3) through the Engine Case Cover and into the engine casing.

**Note:**

To avoid cross-threading, apply lateral pressure to the bolt while turning counter-clockwise until a clicking noise is heard/felt, then thread in the bolt.

R&G Racing

Unit 1, Shelley's Lane, East Worldham, Alton, Hampshire, GU34 3AQ

Tel: +44 (0)1420 89007 Fax: +44 (0)1420 87301 [www.rg-racing.com](http://www.rg-racing.com) Email: [info@rg-racing.com](mailto:info@rg-racing.com)



- Finally use a torque wrench set at 10 N/m (7 Lb/ft) to fully tighten each bolt.
- It is suggested that you check the tightness of the mounting bolts on a regular basis i.e. when cleaning or once a month.

**Note:** For the cleaning of this product, you should only use a soft polishing cloth and a mild general cleaning agent.

**AVOID HARMFUL CHEMICALS. IF IN DOUBT DO NOT USE AS THEY COULD ALTER THE STRENGTH OF THE COVER.**

- R&G will accept no liability if the above procedure and torque settings are not followed.
- Check all components are secure and all bolts are tight before running the engine or riding.

ISSUE 1 - 17/03/2022 (TB)

#### **CONSUMER NOTICE**

The catalogue description and any exhibition of samples are only broad indications of the Products and R&G may make design changes which do not diminish their performance or visual appeal and supplying them in such state shall conform to the order. The Buyer acknowledges no representation or warranty (other than as to title) has been given or will apply to the Products other than those in R&G's order or confirmation and the Buyer confirms it has chosen the Products as being of merchantable quality and suitable for its particular purposes. Where R&G fits the Products or undertakes other services it shall exercise reasonable skill and care and rectify any fault free of charge unless the workmanship has been disturbed. The Buyer is responsible for ensuring that the warranty on the motorcycle is not affected by the fitting of the Products. On return of any defective Products R&G shall at its option either supply a replacement or refund the purchase money but shall not be liable if the Products have been modified or used or maintained otherwise than in accordance with R&G's or manufacturer's instructions and good engineering practice or if the defect arises from accident or neglect. Other than identified above and subject to R&G not limiting its liability for causing death and personal injury, it shall not be liable for indirect or consequential loss and otherwise its liability shall be limited to the amounts paid by the Buyer for the Products or the fitting or service concerned. These terms do not affect the Buyer's statutory rights.

#### **R&G RACING RETURNS POLICY (NON-FAULTY GOODS)**

Returns must be pre-authorized (if not pre-authorized the return will be rejected). Goods may only be returned direct to us if they were purchased direct from us (customer must prove if necessary). Otherwise to be returned to original vendor. Goods must be in re-sellable condition, in the opinion of R&G Racing. All returns are subject to a 25% restocking and handling fee (25% of the gross value exc. P&P - at the prevailing price at time of purchase). The customer must pay any and all carriage charges. No returns of discontinued products, unless within 14 days of purchase. This policy does not affect your statutory rights and does not refer to faulty goods.

R&G Racing


Unit 1, Shelley's Lane, East Worldham, Alton, Hampshire, GU34 3AQ

Tel: +44 (0)1420 89007 Fax: +44 (0)1420 87301 [www.rg-racing.com](http://www.rg-racing.com) Email: [info@rg-racing.com](mailto:info@rg-racing.com)





**NOTICE DE MONTAGE POUR ECC0327R**  
**PROTECTION CARTER MOTEUR CÔTÉ GAUCHE**  
**TRIUMPH: TRIDENT 660 2021- & TIGER 660 2022-**



**CE KIT CONTIENT LES ARTICLES ILLUSTRÉS ET ÉTIQUETES SUR LA PAGE.**

CERTAINES PARTIES PEUVENT ÊTRE PRÉSENTES UNIQUEMENT POUR LA CLARTÉ DES INSTRUCTIONS.

NE PAS PROCÉDER AU MONTAGE TANT QUE VOUS N'ÊTES PAS SÛR QUE TOUTES LES PIÈCES SOIENT PRÉSENTES.

**VEUILLEZ LIRE TOUTES LES INSTRUCTIONS AVANT DE CONTINUER.**

**EN CAS DE DOUTE LORS DU MONTAGE DE NOS PRODUITS, CONSULTEZ UN DE NOS REVENDEURS OU FAITES APPEL A UN TECHNICIEN QUALIFIÉ.**

VEUILLEZ NOTER QUE LA FAÇON DONT LE KIT EST EMBALLÉ NE REPRÉSENTE PAS NECESSAIREMENT LA MANIÈRE DE LE MONTER SUR LA MOTO.

SI DES RONDELLES EN CAOUTCHOUC SONT UTILISÉES POUR MAINTENIR LES COMPOSANTS SUR LES BOULONS, ELLES PEUVENT ÊTRE JETÉES.

**NOTICE DISPONIBLE AU TÉLÉCHARGEMENT SUR :**

[WWW.RG-RACING.COM](http://WWW.RG-RACING.COM)

R&G Racing

Unit 1, Shelley's Lane, East Worldham, Alton, Hampshire, GU34 3AQ

Tel: +44 (0)1420 89007 Fax: +44 (0)1420 87301 [www.rg-racing.com](http://www.rg-racing.com) Email: [info@rg-racing.com](mailto:info@rg-racing.com)




<b>OUTILS REQUIS</b>	<b>VALEURS DE SERRAGE</b>
<ul style="list-style-type: none"> <li>• Clé Allen 3mm, 4mm &amp; 5mm</li> <li>• Clé à cliquet + douilles 8mm &amp; 10mm</li> </ul>	M4 BOULON = 8Nm M5 BOULON = 12Nm M6 BOULON = 15Nm M8 BOULON = 20Nm M10 BOULON = 40Nm M12 BOULON = 40Nm

### **LÉGENDE**

<b>ARTICLE NO.</b>	<b>DESCRIPTION</b>	<b>QTÉ</b>
ARTICLE 1	ECC0327R PROTECTION CARTER MOTEUR R&G AVEC ENTRETOISES	1
ARTICLE 2	M6 x 1.00 x 35mm BOULON	3

### **SCHÉMA DE MONTAGE 1**



R&G Racing

Unit 1, Shelley's Lane, East Worldham, Alton, Hampshire, GU34 3AQ

Tel: +44 (0)1420 89007 Fax: +44 (0)1420 87301 [www.rg-racing.com](http://www.rg-racing.com) Email: [info@rg-racing.com](mailto:info@rg-racing.com)



### **NOTICE DE MONTAGE**

Veillez-vous assurer que le moteur soit froid avant de procéder au montage de la protection carter moteur R&G.

- Pour installer la protection carter moteur R&G, retirez les 3 boulons M6 du carter moteur entourés sur le schéma de montage 1 à la page 2, à l'aide d'une douille de 8mm.
- Tenez la protection carter moteur sans serrer sur le carter pour aider à identifier les bons boulons à retirer si nécessaire.

#### **NE PAS ENLEVER TOUS LES BOULONS DU CARTER MOTEUR.**

- Assurez-vous que les entretoises filetées préinstallées dans le carter soient serrées à la main contre l'intérieur du couvercle de carter moteur **ECC0327R** (article 1).
- Présentez la protection R&G et placez-le soigneusement sur le carter. Assurez-vous que les trois trous de boulons du couvercle soient alignés avec les trous du carter du moteur, puis poussez-le jusqu'à ce qu'il repose contre le carter du moteur.
- Montez les 3 boulons à tête cylindrique M6 fournis (article 2) conformément au schéma de montage 2 à travers le couvercle du carter du moteur et dans le carter du moteur.

#### **Note:**



Pour éviter de fausser le filetage, appliquez une pression latérale sur le boulon tout en tournant.

- Enfin, utilisez une clé dynamométrique réglée à 10 N/m (7 Lb/ft) pour serrer complètement chaque boulon.
- Il est suggéré de vérifier régulièrement le serrage des boulons de montage, c'est-à-dire lors du nettoyage ou une fois par mois.

**Note :** Pour le nettoyage de ce produit, vous ne devez utiliser qu'un chiffon de polissage doux et un agent de nettoyage général doux.

ÉVITER LES PRODUITS CHIMIQUES NOCIFS. EN CAS DE DOUTE, NE PAS UTILISER CAR ILS POURRAIENT ALTRÉRER LA RÉSISTANCE DE LA PROTECTION.

- R&G n'acceptera aucune responsabilité si les procédures ci-dessus et le réglage du couple ne sont pas suivis.
- Vérifiez que tous les composants soient sécurisés et que tous les boulons soient bien serrés avant de faire tourner le moteur ou de rouler.

ISSUE 1 - 17/03/2022 (TB)

#### CONSUMER NOTICE

The catalogue description and any exhibition of samples are only broad indications of the Products and R&G may make design changes which do not diminish their performance or visual appeal and supplying them in such state shall conform to the order. The Buyer acknowledges no representation or warranty (other than as to title) has been given or will apply to the Products other than those in R&G's order or confirmation and the Buyer confirms it has chosen the Products as being of merchantable quality and suitable for its particular purposes. Where R&G fits the Products or undertakes other services it shall exercise reasonable skill and care and rectify any fault free of charge unless the workmanship has been disturbed. The Buyer is responsible for ensuring that the warranty on the motorcycle is not affected by the fitting of the Products. On return of any defective Products R&G shall at its option either supply a replacement or refund the purchase money but shall not be liable if the Products have been modified or used or maintained otherwise than in accordance with R&G's or manufacturer's instructions and good engineering practice or if the defect arises from accident or neglect. Other than identified above and subject to R&G not limiting its liability for causing death and personal injury, it shall not be liable for indirect or consequential loss and otherwise its liability shall be limited to the amounts paid by the Buyer for the Products or the fitting or service concerned. These terms do not affect the Buyer's statutory rights.

#### R&G RACING RETURNS POLICY (NON-FAULTY GOODS)

Returns must be pre-authorized (if not pre-authorized the return will be rejected). Goods may only be returned direct to us if they were purchased direct from us (customer must prove if necessary). Otherwise to be returned to original vendor. Goods must be in re-sellable condition, in the opinion of R&G Racing. All returns are subject to a 25% restocking and handling fee (25% of the gross value exc. P&P - at the prevailing price at time of purchase). The customer must pay any and all carriage charges. No returns of discontinued products, unless within 14 days of purchase. This policy does not affect your statutory rights and does not refer to faulty goods.

R&G Racing

Unit 1, Shelley's Lane, East Worldham, Alton, Hampshire, GU34 3AQ

Tel: +44 (0)1420 89007 Fax: +44 (0)1420 87301 [www.rg-racing.com](http://www.rg-racing.com) Email: [info@rg-racing.com](mailto:info@rg-racing.com)