



FITTING INSTRUCTIONS FOR BLP0151 FOOTREST BLANKING PLATE



THIS KIT CONTAINS THE ITEMS PICTURED AND LABELLED OVER PAGE.

SOME PARTS MAY BE SHOWN FOR CLARITY OF INSTRUCTIONS ONLY.

DO NOT PROCEED UNTIL YOU ARE SURE ALL PARTS ARE PRESENT.

PLEASE READ ALL INSTRUCTIONS BEFORE PROCEEDING.

**IF IN ANY DOUBT WHEN FITTING OUR PRODUCTS, CONSULT ONE OF OUR DEALERS
OR HAVE FITTED BY A QUALIFIED TECHNICIAN.**

PLEASE NOTE THAT THE WAY THE KIT IS PACKED DOES NOT NECESSARILY REPRESENT THE WAY OF
MOUNTING TO THE BIKE.

IN THE EVENT OF RUBBER WASHERS BEING USED TO HOLD COMPONENTS ONTO BOLTS,

THESE RUBBER WASHERS CAN BE THROWN AWAY.




<u>TOOLS REQUIRED</u>	<u>GENERAL TORQUE SETTINGS</u>
<ul style="list-style-type: none"> METRIC ALLEN SET 	M4 BOLT = 8Nm M5 BOLT = 12Nm M6 BOLT = 15Nm M8 BOLT = 20Nm M10 BOLT = 40Nm M12 BOLT = 40Nm

LEGEND

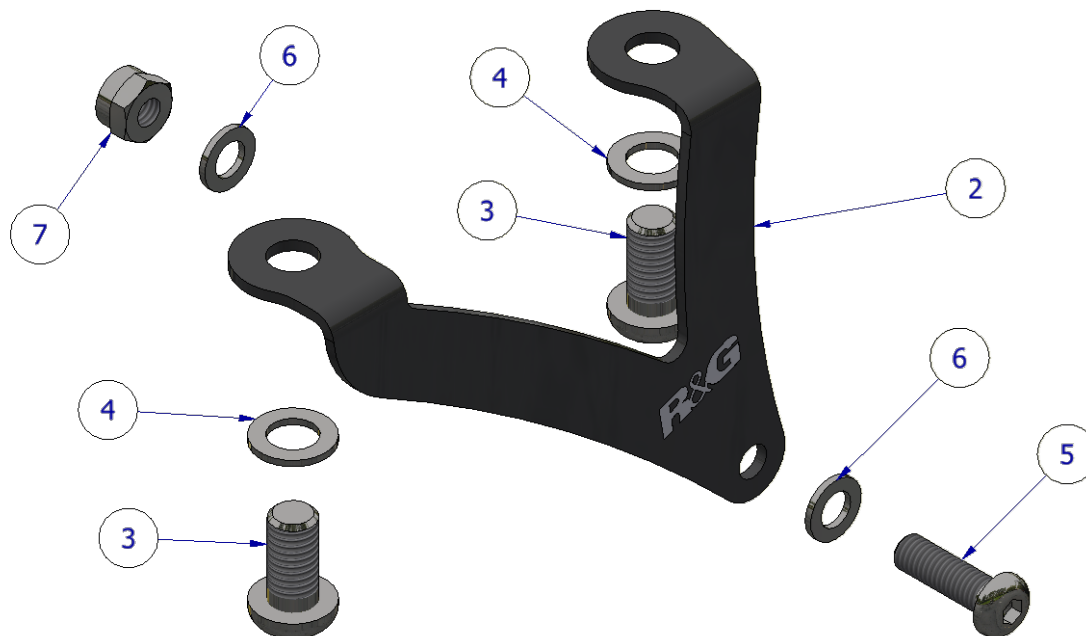
ITEM NO.	DESCRIPTION	QTY
ITEM 1	LHS BLANKING WASHERS (S1135)	1
ITEM 2	RHS BLANKING PLATE (BLPF0045)	1
ITEM 3	M8 x 16mm BOLT	4
ITEM 4	M8 WASHER	2
ITEM 5	M6 x 20mm BOLT	1
ITEM 6	M6 WASHER	2
ITEM 7	M6 NUT	1

FITTING PICTURE





RHS ASSEMBLY DIAGRAM



FITTING INSTRUCTIONS

Left hand side (as you sit on the motorcycle)

- Remove the original LHS pillion footrest bracket.
- Offer the 2 x branded washers (**Item 1**) into position and secure using 2x M8 bolts (**Item 3**) as shown in **COMPONENT PARTS DIAGRAM** and **Picture A**.
- Tighten both bolts.

Right hand side (as you sit on the motorcycle)

- Remove the original RHS footrest, taking note to remove the bolt holding the rear brake reservoir in place (circled in the fitting picture).
- Replace the OEM footrest with the RHS blanking plate (**Item 2**) in the configuration shown in the RHS assembly diagram, ensuring the rear brake reservoir is fitted BEHIND the RHS bracket.
- Tighten all 3 bolts.

ISSUE 1 – 26/09/2025 (MH)

**CONSUMER NOTICE**

The catalogue description and any exhibition of samples are only broad indications of the Products and R&G may make design changes which do not diminish their performance or visual appeal and supplying them in such state shall conform to the order. The Buyer acknowledges no representation or warranty (other than as to title) has been given or will apply to the Products other than those in R&G's order or confirmation and the Buyer confirms it has chosen the Products as being of merchantable quality and suitable for its particular purposes. Where R&G fits the Products or undertakes other services it shall exercise reasonable skill and care and rectify any fault free of charge unless the workmanship has been disturbed. The Buyer is responsible for ensuring that the warranty on the motorcycle is not affected by the fitting of the Products. On return of any defective Products R&G shall at its option either supply a replacement or refund the purchase money but shall not be liable if the Products have been modified or used or maintained otherwise than in accordance with R&G's or manufacturer's instructions and good engineering practice or if the defect arises from accident or neglect. Other than identified above and subject to R&G not limiting its liability for causing death and personal injury, it shall not be liable for indirect or consequential loss and otherwise its liability shall be limited to the amounts paid by the Buyer for the Products or the fitting or service concerned. These terms do not affect the Buyer's statutory rights.

R&G RACING RETURNS POLICY (NON-FAULTY GOODS)

Returns must be pre-authorised (if not pre-authorised the return will be rejected). Goods may only be returned direct to us if they were purchased direct from us (customer must prove if necessary). Otherwise to be returned to original vendor. Goods must be in re-sellable condition, in the opinion of R&G Racing. All returns are subject to a 25% restocking and handling fee (25% of the gross value exc. P&P – at the prevailing price at time of purchase). The customer must pay any and all carriage charges. No returns of discontinued products, unless within 14 days of purchase. This policy does not affect your statutory rights and does not refer to faulty goods.



NOTICE DE MONTAGE POUR BLP0151
PLAQUE D'OBTURATION DE REPOSE PIED



CE KIT CONTIENT LES ARTICLES ILLUSTRÉS ET ÉTIQUETES SUR LA PAGE.

CERTAINES PARTIES PEUVENT ÊTRE PRÉSENTES UNIQUEMENT POUR LA CLARTÉ DES INSTRUCTIONS.

NE PAS PROCÉDER AU MONTAGE TANT QUE VOUS N'ÊTES PAS SÛR QUE TOUTES LES PIÈCES SOIENT PRÉSENTES.

VEUILLEZ LIRE TOUTES LES INSTRUCTIONS AVANT DE CONTINUER.

**EN CAS DE DOUTE LORS DU MONTAGE DE NOS PRODUITS, CONSULTEZ UN DE NOS
REVENDEURS OU FAITES APPEL À UN TECHNICIEN QUALIFIÉ.**

VEUILLEZ NOTER QUE LA FAÇON DONT LE KIT EST EMBALLÉ NE REPRÉSENTE PAS NECESSAIREMENT LA MANIÈRE DE
LE MONTER SUR LA MOTO. _

SI DES RONDELLES EN CAOUTCHOUC SONT UTILISÉES POUR MAINTENIR LES COMPOSANTS SUR LES BOULONS,
ELLES PEUVENT ÊTRE JETÉES.

NOTICE DISPONIBLE AU TÉLÉCHARGEMENT SUR :
WWW.RG-RACING.COM



<u>OUTILS REQUIS</u>	<u>VALEURS DE SERRAGE</u>
<ul style="list-style-type: none"> CLÉS ALLEN 	M4 BOULON = 8Nm M5 BOULON = 12Nm M6 BOULON = 15Nm M8 BOULON = 20Nm M10 BOULON = 40Nm M12 BOULON = 40Nm

LÉGENDE

ARTICLE NO.	DESCRIPTION	QTÉ
ARTICLE 1	PLAQUE D'OBTURATION GAUCHE (S1135)	1
ARTICLE 2	PLAQUE D'OBTURATION DROITE (BLPF0045)	1
ARTICLE 3	M8 x 16mm BOULON	4
ARTICLE 4	M8 RONDELLE	2
ARTICLE 5	M6 x 20mm BOULON	1
ARTICLE 6	M6 RONDELLE	2
ARTICLE 7	M6 ÉCROU	1

PHOTO DE MONTAGE


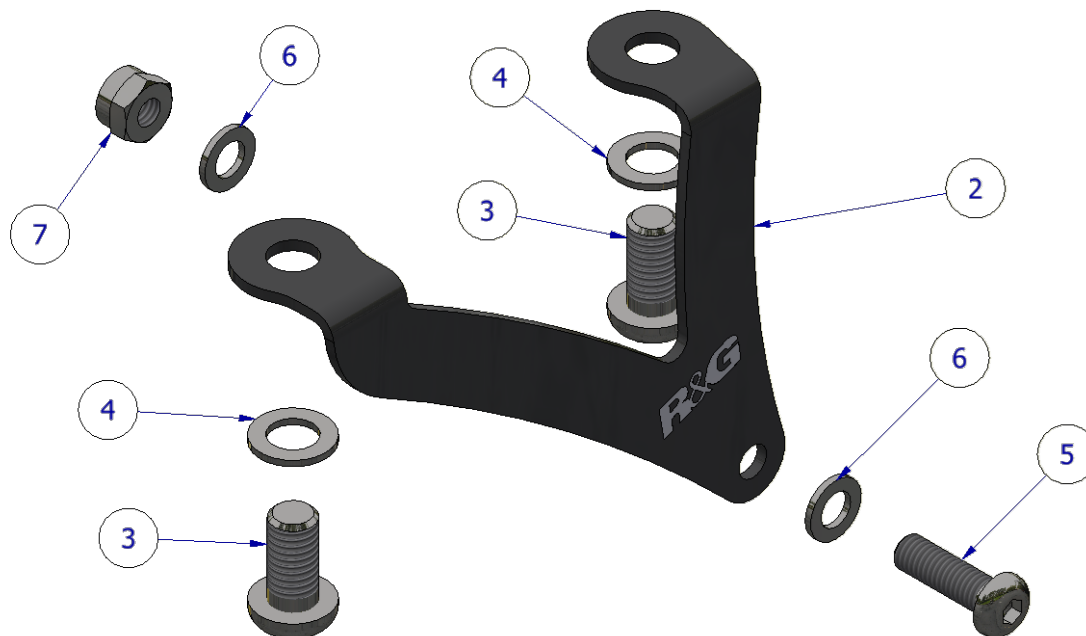




SCHÉMA D'ASSEMBLAGE CÔTÉ DROIT



NOTICE DE MONTAGE

Côté gauche (lorsqu'on est assis sur la moto)

- Retirez le support de repose-pied passager gauche d'origine.
- Insérez les deux rondelles de marque (article 1) et fixez-les à l'aide de deux boulons M8 (article 3), comme indiqué sur le SCHÉMA DES COMPOSANTS et l'image A.
- Serrez les deux boulons.

Côté droit (lorsqu'on est assis sur la moto)

- Retirez le repose-pied droit d'origine, en veillant à retirer la vis qui maintient le réservoir de liquide de frein arrière (entourée sur la photo de montage).
- Remplacez le repose-pied droit d'origine par la plaque d'obturation droite (article 2) selon la configuration indiquée sur le schéma de montage droit, en vous assurant que le réservoir de liquide de frein arrière soit bien monté DERRIÈRE le support droit.
- Resserrez les 3 vis.

ISSUE 1 – 26/09/2025 (MH)

**CONSUMER NOTICE**

The catalogue description and any exhibition of samples are only broad indications of the Products and R&G may make design changes which do not diminish their performance or visual appeal and supplying them in such state shall conform to the order. The Buyer acknowledges no representation or warranty (other than as to title) has been given or will apply to the Products other than those in R&G's order or confirmation and the Buyer confirms it has chosen the Products as being of merchantable quality and suitable for its particular purposes. Where R&G fits the Products or undertakes other services it shall exercise reasonable skill and care and rectify any fault free of charge unless the workmanship has been disturbed. The Buyer is responsible for ensuring that the warranty on the motorcycle is not affected by the fitting of the Products. On return of any defective Products R&G shall at its option either supply a replacement or refund the purchase money but shall not be liable if the Products have been modified or used or maintained otherwise than in accordance with R&G's or manufacturer's instructions and good engineering practice or if the defect arises from accident or neglect. Other than identified above and subject to R&G not limiting its liability for causing death and personal injury, it shall not be liable for indirect or consequential loss and otherwise its liability shall be limited to the amounts paid by the Buyer for the Products or the fitting or service concerned. These terms do not affect the Buyer's statutory rights.

R&G RACING RETURNS POLICY (NON-FAULTY GOODS)

Returns must be pre-authorised (if not pre-authorised the return will be rejected). Goods may only be returned direct to us if they were purchased direct from us (customer must prove if necessary). Otherwise to be returned to original vendor. Goods must be in re-sellable condition, in the opinion of R&G Racing. All returns are subject to a 25% restocking and handling fee (25% of the gross value exc. P&P – at the prevailing price at time of purchase). The customer must pay any and all carriage charges. No returns of discontinued products, unless within 14 days of purchase. This policy does not affect your statutory rights and does not refer to faulty goods.